



# Scope Home Access

Specialists in **Aged Care Home  
Modifications & Occupational  
Therapy Services**



PRODUCT CATALOGUE

# Table Of Content

3	Message
4	Toilet Grab Rails
6	Shower Grab Rails
8	Underslung Towel/Grab Rail Combo
9	Drop Down Grab Rails
10	Internal Home Grab Rails
11	Offset Grab Rails
12	External Stainless Hand Rails
14	External Galvanised Hand Rails
15	ScopeTread™ Step Modifications
16	Wedge Ramps
18	ScopeTread™ Access Ramps
21	ScopeTread™ Platform Steps
23	Internal Timber Hand Rails
24	Handheld Shower
26	Shower Curtains
27	Shower Inserts
28	Major Bathroom Modifications
30	Stairlifts
31	Client Testimonials



At Scope Home Access, our mission is simple: to make homes safer, more comfortable, and more accessible for our clients.

No matter the size of the project, we deliver fast, high-quality modifications with care and professionalism.

To guarantee this, we only use our own trusted builders, ensuring every job meets Australian Standards and is completed according to OT specifications.

With a reputation built on trust, quality workmanship, and putting our clients first, we continue to lead the way in home modifications by ensuring our clients can live safely, independently, and comfortably in their own home.

# TOILET GRAB RAILS

Toilet grab rails are wall-mounted or floor-supported bars designed to provide stability and support around the toilet area. They are essential for enhancing bathroom safety and accessibility.

## Support Mobility

Assist with sitting and standing from the toilet.

## Prevent Falls

Reduce the risk of slips and accidents in the bathroom.

## Promote Independence


Enable individuals with mobility challenges to use the toilet safely without assistance.



Grab Rail –  
Combination Models



BEFORE



AFTER

# TOILET GRAB RAILS



# SHOWER GRAB RAILS

Shower grab rails are sturdy, wall-mounted supports designed to enhance safety and stability in shower areas.

## Fall Prevention

Provides secure handholds to reduce the risk of slips in wet conditions.

## Improved Accessibility

Assists individuals with mobility challenges during showering.

## Increased Independence

Supports safe, unaided movement in the shower.



Specialists in **AGED CARE** Home Modifications & Occupational Therapy Services

Tel: 1300 765 887 | [www.scopehomeaccess.com.au](http://www.scopehomeaccess.com.au)

# SHOWER GRAB RAILS



Specialists in **AGED CARE** Home Modifications & Occupational Therapy Services

Tel: 1300 765 887 | [www.scopehomeaccess.com.au](http://www.scopehomeaccess.com.au)

# UNDERSLUNG TOWEL/ GRAB RAIL COMBO

An underslung combo is a compact and versatile sink and vanity unit designed to maximize space and accessibility in bathrooms.

## Space-Saving

Combines functionality and design in smaller or adapted bathrooms.

## Modern Aesthetic

Offers a sleek and practical solution for inclusive bathroom layouts.



# DROP DOWN GRAB RAILS

Drop-down rails are foldable, wall-mounted support bars designed for space-saving accessibility in bathrooms. They can be lowered for use and folded away when not needed.

## Toilet Support

Provides stability for sitting and standing near toilets.

## Space Efficiency

Ideal for small bathrooms due to their foldable design.

## Improved Accessibility

Helps individuals with mobility challenges navigate bathroom tasks safely.



Drop-down rails



# INTERNAL HOME GRAB RAILS

Internal grab rails are sturdy, wall-mounted supports designed to enhance safety and accessibility inside the home.

## Fall Prevention:


Provides stability in high-risk areas like bathrooms, hallways, staircases and doorways.

## Improved Mobility

Assists individuals with physical challenges in moving safely around the home.


## Enhanced Independence

Supports daily tasks, reducing reliance on caregivers.



Different textures of rail

Left to right: Brushed Stainless steel, Peened and Diamond embossed



Available colours



Specialists in **AGED CARE** Home Modifications & Occupational Therapy Services

Tel: 1300 765 887 | [www.scopehomeaccess.com.au](http://www.scopehomeaccess.com.au)

# OFFSET GRAB RAILS

Offset grab rails provide a secure and ergonomic solution for individuals needing extra support in bathrooms, stairways, and other high-risk areas.

## Increased Stability

Designed to offer a firm and reliable grip for improved balance and confidence.

## Ergonomic Design

The offset shape allows for a more natural hand placement, reducing strain while moving.

## Versatile Installation

Suitable for bathrooms, hallways, and other accessibility-focused spaces such as doorways.

## Durable Construction

Made from high-quality materials to withstand daily use and moisture exposure.



Ideal for homes, hospitals, and aged care facilities, offset grab rails enhance safety, independence, and peace of mind.



# EXTERNAL STAINLESS HAND RAILS

External stainless steel rails are durable, weather-resistant handrails designed for outdoor use. Made from high-quality stainless steel, they are corrosion-resistant, making them ideal for withstanding harsh weather conditions while maintaining a sleek, polished appearance.



## Enhanced Safety

Provides support on steps, ramps, pathways and doorways, reducing fall risks.

## Weather-Resistant

Withstands outdoor elements for long-lasting performance.

## Improved Accessibility

Ensures safe navigation for individuals with mobility challenges.



# EXTERNAL STAINLESS HAND RAILS



Specialists in **AGED CARE** Home Modifications & Occupational Therapy Services

Tel: 1300 765 887 | [www.scopehomeaccess.com.au](http://www.scopehomeaccess.com.au)

# EXTERNAL GALVANISED HAND RAILS

External Galvanised rails are protective handrails made from steel coated with a layer of zinc to prevent corrosion and rust. This durable and cost-effective solution is ideal for outdoor and industrial environments, combining strength with long-term resilience.

## Safety Support


Provides stability on steps, ramps, or uneven surfaces.

## Weather Durability

Resists corrosion, making them suitable for long-term outdoor use.

## Accessibility

Enhances mobility for seniors or individuals with physical challenges.



# SCOPE TREAD™ STEP MODIFICATIONS

Step modifications involve the installation or adjustment made to steps or stairways to improve safety, accessibility, and ease of use. Step modifications feature ScopeTread™ to provide an anti-slip surface and are constructed from durable materials such as recycled rubber or composite decking designed to enhance stability and reduce fall risks.

## Slip Resistance

Reduces the risk of falls in wet or uneven outdoor areas.

## Weather-Resistant

Designed to withstand outdoor conditions, ensuring long-term safety.



# WEDGE RAMPS

Wedge ramps are typically used for accessibility and safety purposes. The surface is likely made of recycled rubber, known for its durability, slip-resistance, and eco-friendly properties. The aluminum channels integrated into the ramp provide structural support and adaptability for various applications.

## Wheelchair Access

Facilitates smooth transitions for wheelchairs, scooters, and other mobility devices over thresholds or uneven surfaces.

## Doorway and Entry Points

Serves as a ramp for residential, commercial, or public building entryways.

## Temporary or Permanent Installation


Can be used for both short-term and permanent accessibility solutions due to its robust and weather-resistant design.

## Cable or Hose Management:

The channels underneath allow for the safe routing of cables or hoses, preventing tripping hazards and protecting the cables from damage.

## Eco-Friendly Solution

Made from recycled materials, it offers an environmentally conscious option for accessibility needs.




Ramp with Platform  
Extending Wings Setback



Double Sided Ramp with Channel

# WEDGE RAMPS



Specialists in **AGED CARE** Home Modifications & Occupational Therapy Services

Tel: 1300 765 887 | [www.scopehomeaccess.com.au](http://www.scopehomeaccess.com.au)

# SCOPETREAD™ ACCESS RAMPS

Access ramps provide safe, step-free access for people using wheelchairs, walkers, or mobility aids. They feature non-slip surfaces, handrails, and compliant gradients to enhance safety and accessibility.



## Enhanced Mobility

Provides a smooth transition for wheelchairs, walkers.

## Safety

Slip-resistant surface reduces the risk of accidents.

## Eco-Friendly Solution

Made from renewable materials, supporting sustainable home modifications.



Specialists in **AGED CARE** Home Modifications & Occupational Therapy Services

Tel: 1300 765 887 | [www.scopehomeaccess.com.au](http://www.scopehomeaccess.com.au)

# SCOPETREAD™ ACCESS RAMPS



Specialists in **AGED CARE** Home Modifications & Occupational Therapy Services

Tel: 1300 765 887 | [www.scopehomeaccess.com.au](http://www.scopehomeaccess.com.au)

# SCOPETREAD™ ACCESS RAMPS



Specialists in **AGED CARE** Home Modifications & Occupational Therapy Services

Tel: 1300 765 887 | [www.scopehomeaccess.com.au](http://www.scopehomeaccess.com.au)

# SCOPETREAD™ PLATFORM STEPS

Platform steps are wide, stable steps designed to assist with navigating changes in elevation, ensuring safety and accessibility in residential spaces.

## Enhanced Accessibility


Provides a safe transition between levels for individuals with mobility challenges.

## Fall Prevention

Wide, slip-resistant surfaces reduce the risk of trips and falls.

## Customizable

Suitable for entryways, patios, or garden areas



Specialists in **AGED CARE** Home Modifications & Occupational Therapy Services

Tel: 1300 765 887 | [www.scopehomeaccess.com.au](http://www.scopehomeaccess.com.au)

# SCOPETREAD™ PLATFORM STEPS



Specialists in **AGED CARE** Home Modifications & Occupational Therapy Services

Tel: 1300 765 887 | [www.scopehomeaccess.com.au](http://www.scopehomeaccess.com.au)

# INTERNAL TIMBER HAND RAILS

Internal timber is used in home modifications for structural and aesthetic improvements, providing a sturdy and natural material for various applications.



## Structural Support

Reinforces walls, floors, or ceilings for enhanced safety and durability.

## Accessibility Features

Can be used to install ramps, handrails, or custom supports.

## Aesthetic Enhancements

Adds a warm, natural look to interiors.



# HANDHELD SHOWERS

Handheld showers are versatile and ergonomic showerheads attached to a flexible hose, allowing users to direct water flow as needed. Designed for convenience, they can be mounted on a wall bracket or held in hand, offering greater flexibility compared to fixed showerheads.



## Improved Accessibility

Ideal for seated or assisted showering, enhancing independence for individuals with mobility challenges.

## Convenience

Allows targeted water flow for personal use, cleaning, or bathing pets

## Adaptability

Suitable for all ages and adjustable for various needs.



# HANDHELD SHOWERS



Specialists in **AGED CARE** Home Modifications & Occupational Therapy Services

Tel: 1300 765 887 | [www.scopehomeaccess.com.au](http://www.scopehomeaccess.com.au)

# SHOWER CURTAINS

Shower tracks and curtains provide a flexible and accessible solution for managing water containment and privacy in bathrooms.

## Improved Accessibility

The track allows easy movement of curtains, accommodating wheelchairs or seated access.

## Water Management

Assists with water confined to the shower area, reducing slip hazards.

## Custom Fit

Tracks can be installed to suit various bathroom layouts, ensuring functionality and comfort.



# SHOWER INSERTS

Shower inserts are pre-formed, water-resistant panels designed to enhance bathroom functionality and accessibility by simplifying shower area upgrades.



Aluminium option

## Improved Accessibility

Provides a seamless, barrier-free surface for easier entry, ideal for individuals with mobility challenges.

## Waterproofing

Ensures a leak-proof shower space, reducing maintenance and water damage.



Plastic option

# MAJOR BATHROOM MODIFICATIONS

Major bathroom modifications prioritize safety, comfort, and independence for individuals with mobility challenges.



## Walk-in Shower Design

Eliminates barriers, allowing wheelchair users or individuals with limited mobility to enter with ease.

## Grab Rails

Strategically placed to provide stability and support during shower use.

## Handheld Showerhead

Adjustable and ergonomic for convenience.

## Foldable Shower Seat Option

(Not shown but often included) for seated showering.

## Slip-Resistant Flooring

Minimizes the risk of falls in wet conditions.



Foldable  
Shower Seat

# MAJOR BATHROOM MODIFICATIONS

These modifications ensure a safe, functional, and user-friendly bathing experience while promoting independence.




Specialists in **AGED CARE** Home Modifications & Occupational Therapy Services

Tel: 1300 765 887 | [www.scopehomeaccess.com.au](http://www.scopehomeaccess.com.au)

# STAIRLIFTS AND PLATFORM LIFTS

Stairlifts are motorized chairs or platforms installed on staircases to assist individuals with mobility challenges in safely navigating between floors.



## Improved Accessibility

Enables easy and independent movement up and down stairs.

## Enhanced Safety

Reduces the risk of falls on staircases.

## Custom Fit

Adaptable to straight, curved, or narrow staircases. Stairlifts are a reliable and efficient solution for enhancing home accessibility and independence.

# CLIENT

## Testimonials



“

“Mum is so pleased with the bathroom. She took me on a tour to show me how it looked and how independent she is now. She also stated the builder was very respectful and cleaned up after himself every day and took the time to answer her questions which is rare for tradies as they normally just want to get on with the job.”

**Vivian M - Illawarra Region**

---



“This is my second service. The first was to install 3 safety rails in my bathroom, very happy with all work.”

**Glenda Bain – Sanctuary Point**

---



“I would like to give a huge thank you to the gentleman who worked at my home (Martin). He went above and beyond to complete the ramp he built, and I cannot say enough about how professional his service was at all times. Thank you Martin.”

**Jo Warner – Wamboin**



# SCOPE HOME ACCESS

Specialists in Aged Care Home Modifications & Occupational  
Therapy Services